

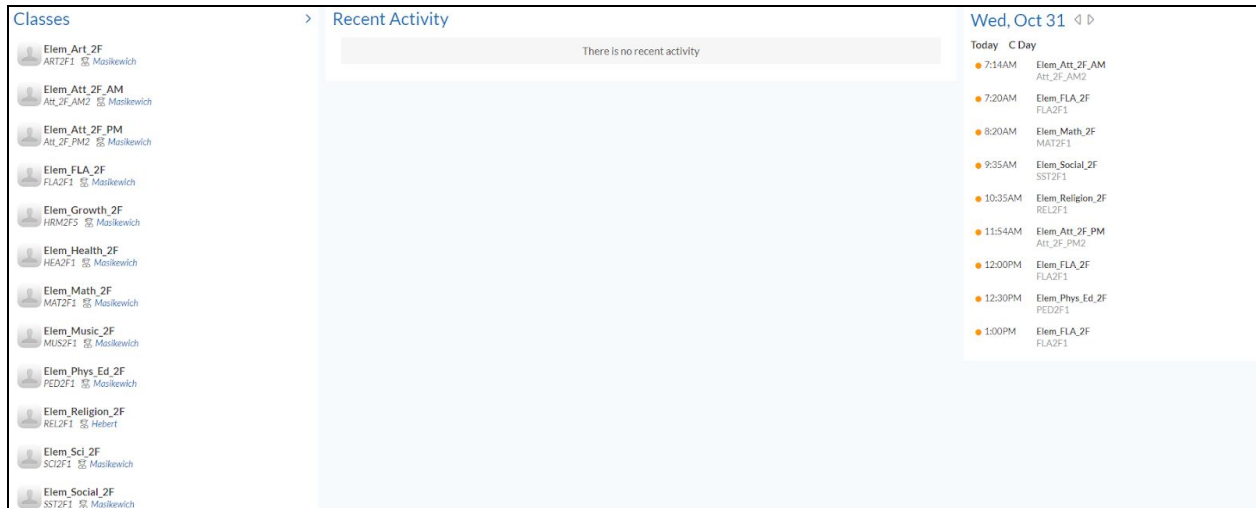
## HOW TO VIEW MY CHILD'S PROGRESS IN EDSBY

The first step to view your child's progress is to access Edsby either through an internet browser or the Edsby app.

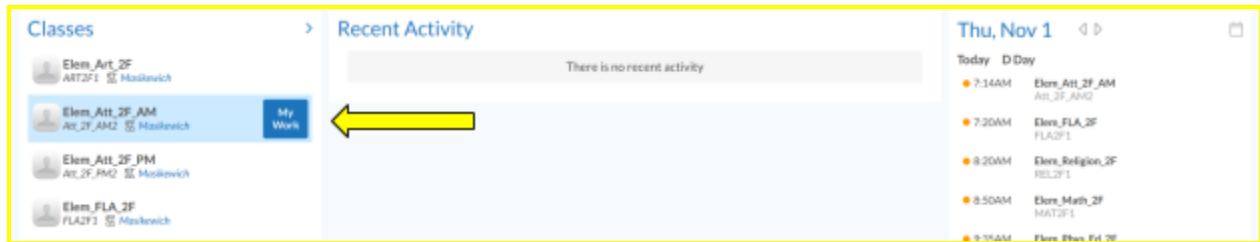
1. Internet access:

a. Go to [Edsby Link \(https://rdcrs.edsby.com\)](https://rdcrs.edsby.com) and log in.

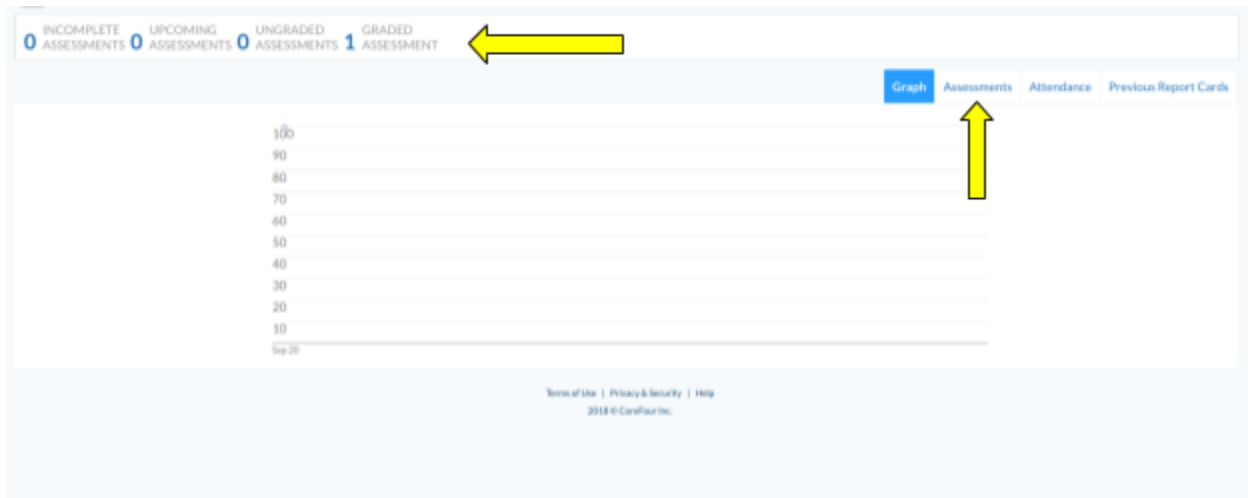
b. After clicking on your child's name, you will see a list of his/her classes.



c. Hover over the class (or subject) you wish to view progress in. Your child's teacher will have shared with you which classes or subjects he/she has reported on. You will then see a **"My Work"** button appear. Click on **"My Work"**



d. You will then see a page that looks like this. From here you can either click on the blue number beside "Graded Assessment" (1 in the above screen shot) or click on the Assessments tab to view your child's progress. Please note - if there is a "0" beside "Graded Assessment" the teacher has not shared progress in this class.



2. Edsby app:

- a. Download the free Edsby app.
- b. Use **rdcrs** as the internet server when requested.
- c. Log in to Edsby - your email is your username.
- d. Choose your child's name.
- e. After clicking on your child's name, you will see a list of classes. Your child's teacher will have shared with you which classes or subjects he/she has reported on.
- f. Select a class by clicking on it.
- g. Click on "**My Work**" on the following screen to see assignments/outcomes/comments and progress indicators.



**Great news!!!** The “Progress Report” button is available. This button allows parents to view progress in all classes, without having to manually select each class.

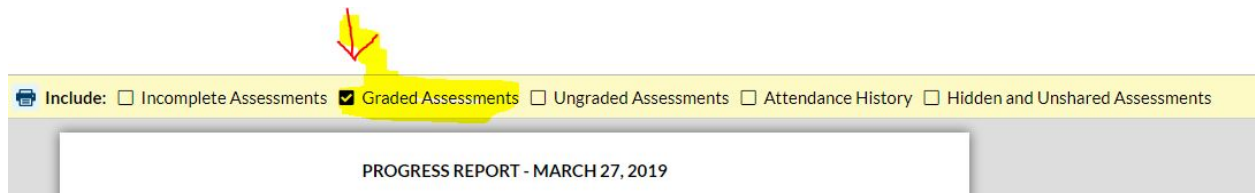
This function can be found on the left-hand side of the screen at the bottom of the “Classes” section.

**Classes** >

- Elem\_Art\_2F  
ART2F1 Masikewich
- Elem\_Att\_2F\_AM  
Att\_2F\_AM2 Masikewich
- Elem\_Att\_2F\_PM  
Att\_2F\_PM2 Masikewich
- Elem\_FLA\_2F  
FLA2F1 Masikewich
- Elem\_Growth\_2F  
HRM2F5 Masikewich My Work
- Elem\_Health\_2F  
HEA2F1 Masikewich
- Elem\_Math\_2F  
MAT2F1 Masikewich
- Elem\_Music\_2F  
MUS2F1 Masikewich
- Elem\_Phys\_Ed\_2F  
PED2F1 Masikewich
- Elem\_Religion\_2F  
REL2F1 Hebert
- Elem\_Sci\_2F  
SCI2F1 Masikewich
- Elem\_Social\_2F  
SST2F1 Masikewich

**View Progress Report**

Once you've clicked "View Progress Report" you will see a report showing ALL of the progress that has been reported this year. Please ensure you only have "Graded Assessments" clicked off along the top of the page.



The "View Progress Report" function is not available on the app.